

dexcom G6

MAKE THE SWITCH TO DEXCOM G6



G6

**Now subsidised for ALL Australians
with Type 1 Diabetes**

ALWAYS READ THE LABEL AND FOLLOW THE DIRECTIONS FOR USE.

Read the warnings available on dexcom.com/downloadsandguides before purchasing.
Consult your healthcare professional to see which product is right for you.

INTRODUCING THE DEXCOM G6 CONTINUOUS GLUCOSE MONITORING SYSTEM

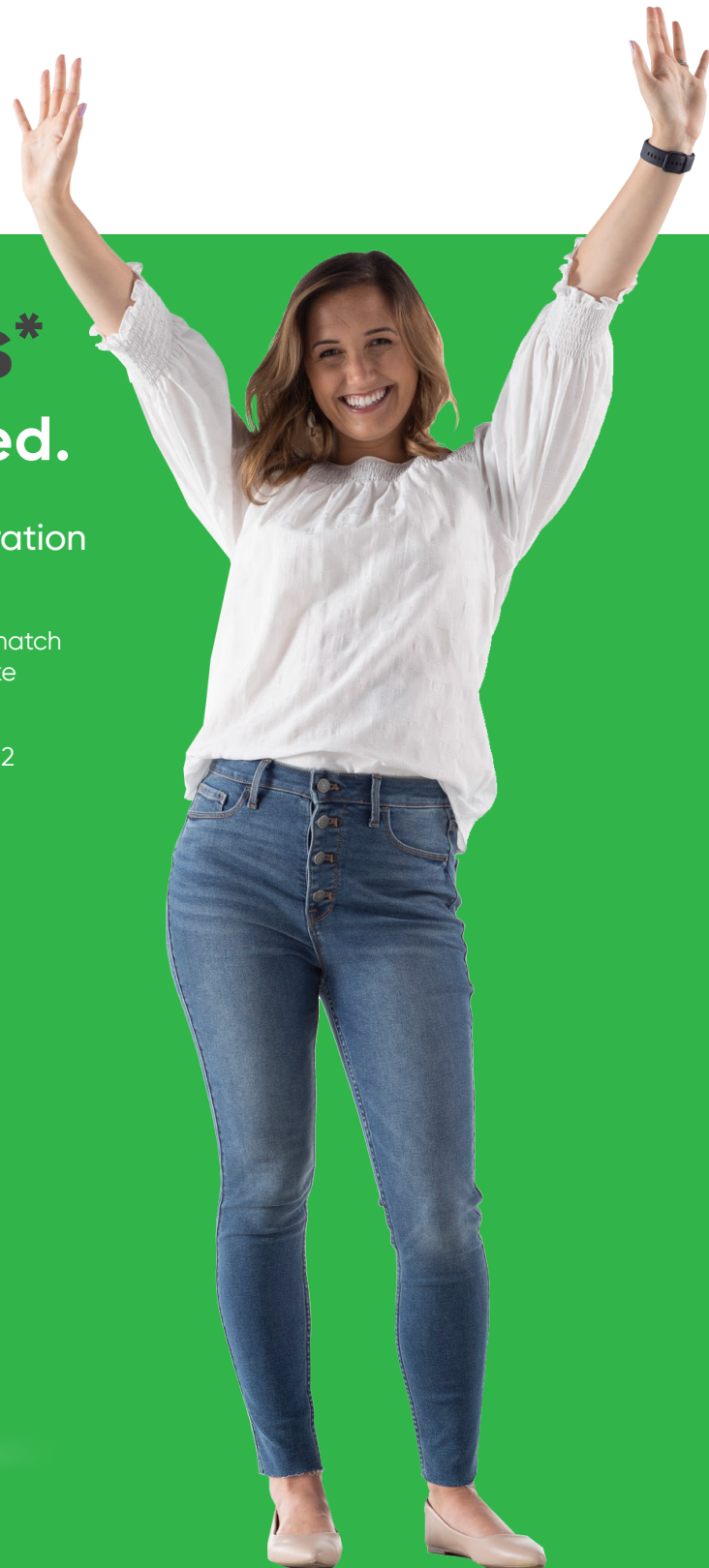
Now indicated for people living with
type 1, type 2, gestational diabetes†

**Zero Fingerpricks*
and No Scanning required.**

Dexcom G6 eliminates fingerpricks for calibration
and diabetes treatment decisions.*

*If your glucose alerts and readings from Dexcom G6 do not match
symptoms or expectations, use a blood glucose meter to make
diabetes treatment decisions.

†This product is indicated for persons with diabetes mellitus age 2
years and older where SMBG is indicated.



MEET DEXCOM G6

Dexcom G6 provides real-time glucose readings for people living with diabetes. Dexcom G6 lets you know where you've been, where you are and where you're headed!



NO MANUAL SCANNING OR FINGERPRICKING*

*If your glucose alerts and readings from the G6 do not match symptoms or expectations, use a blood glucose meter to make diabetes treatment decisions.



SHARE YOUR DATA

Easily share your glucose data with your healthcare team via Dexcom Clarity

Customisable glucose data tailored and shared to your circle of care with Dexcom Follow[¶]



STAY CONNECTED

Integrates with a phone[^], t:slim X2 insulin pump, or the Dexcom receiver



CUSTOMISABLE ALERTS

Including the predictive Urgent Low Soon.

Know before you're low.



OUTSTANDING ACCURACY¹

Confident treatment decisions even when glucose is changing rapidly

[¶] Do not make treatment decisions based upon Share and Follow readings. Always confirm with your compatible smart device or Receiver. Internet connectivity required to access Dexcom Follow.

[^] Visit [Dexcom.com/compatibility](https://www.dexcom.com/compatibility) to see compatible devices

References: 1. Shah VN, et al. Diabetes Technol Ther. 2018;20(6):428-433.

WHO CAN BENEFIT FROM A CGM SYSTEM?

Dexcom are the #1 studied CGM systems, proven to:



Increase time spent in range^{2,3}



Reduce risk of hypoglycaemia³⁻⁵



Improve quality of life and well-being^{3,6}

- ✓ Anyone 2 years and older living with (type 1, type 2, gestational) diabetes may benefit from CGM where self-monitoring of blood glucose (SMBG) is indicated
- ✓ It works whether you are using multiple daily injections (MDI) or an insulin pump

DEXCOM G6 FEATURES MORE SUPPORT.

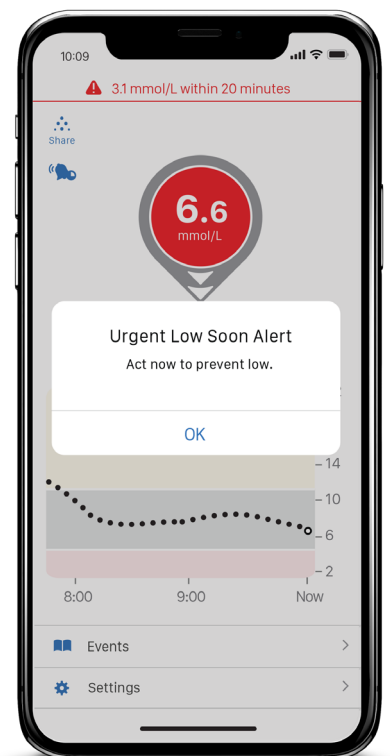
The Dexcom G6 real-time CGM system alerts are proven to make diabetes management easier by lowering HbA1c and increasing time in range.^{2-3,7} All with no scanning, ever.

Know before you're low

Dexcom G6 has an Urgent Low Soon Alert, which can provide a 20-minute advance warning of an urgent low (3.1 mmol/L). So you can take action sooner

Alert Schedule


Customise two groups of alerts in a 24 hour period e.g. day and night schedule for maximum flexibility




References: 2. Beck RW, et al. JAMA. 2017;317(4):371-378. 3. Welsh JB, et al. Diabetes Technol Ther. 2019;21(3):128-132. 4. Heinemann L, et al. Lancet. 2018;391(10128):1367-1377. 5. Reddy M, et al. Diabet Med. 2018;35(4):483-490. 6. Lind M, et al. GOLD JAMA. 2017. 7. Visser MM, et al. The Lancet Diabetes & Endocrinology. 2023;11(2):96-108.

UNDERSTANDING YOUR TREND SCREEN AND ARROWS

On the home screen, numbers and the colour tell you where you are now. The number is your G6 reading and it updates every 5 minutes. The number's background colour shows whether your G6 reading is low, high, or in your target range.



Red = Low



Yellow = High



Gray = In Target

The number background colour is also red when your glucose is falling so fast you will be at or below 3.1 mmol/L within 20 minutes (see Urgent Low Soon Alert).

TREND ARROWS

Your trend screen shows your sensor glucose reading, trend graph, and trend arrow. Trend arrows show the speed and direction that your glucose is heading.

A gray circle with a small triangle pointing to the right, indicating a steady trend.	Steady Changing up to: <ul style="list-style-type: none">• 0.06 mmol/L each minute• 1.8 mmol/L in 30 minutes
Two gray circles with small triangles pointing up and down, indicating a slowly rising or falling trend.	Slowly rising or falling Changing: <ul style="list-style-type: none">• Between 0.06–0.1 mmol/L each minute• Up to 3.4 mmol/L in 30 minutes
Two gray circles with larger triangles pointing up and down, indicating a rising or falling trend.	Rising or falling Changing: <ul style="list-style-type: none">• Between 0.1–0.2 mmol/L each minute• Up to 5 mmol/L in 30 minutes
Two gray circles with the largest triangles pointing up and down, indicating a rapidly rising or falling trend.	Rapidly rising or falling Changing more than: <ul style="list-style-type: none">• 0.2 mmol/L each minute• 5 mmol/L in 30 minutes

HOW DEXCOM G6 WORKS

Dexcom G6 gives you the flexibility and convenience to monitor your glucose data when, where and how you want.



Applicator

- Simple to insert the sensor just beneath the skin



Sensor

- Measures glucose levels for up to ten days
- Greater accuracy due to no paracetamol interference*



Transmitter

- Affixed to the top of sensor; sends data wirelessly to a display device



Display Device

Compatible Smart Device†

- Whether at work, home, or school you can check your glucose values right on your smart device with the Dexcom G6 app

Or Dexcom Receiver†

- Touchscreen display
- Displays a glucose reading
- Trend arrows and vivid colours to show the speed and direction your glucose is heading

*Dexcom G6 readings can be used to make diabetes treatment decisions when taking up to a maximum paracetamol dose of 1,000mg every 6 hours. Taking a higher dose may affect readings.

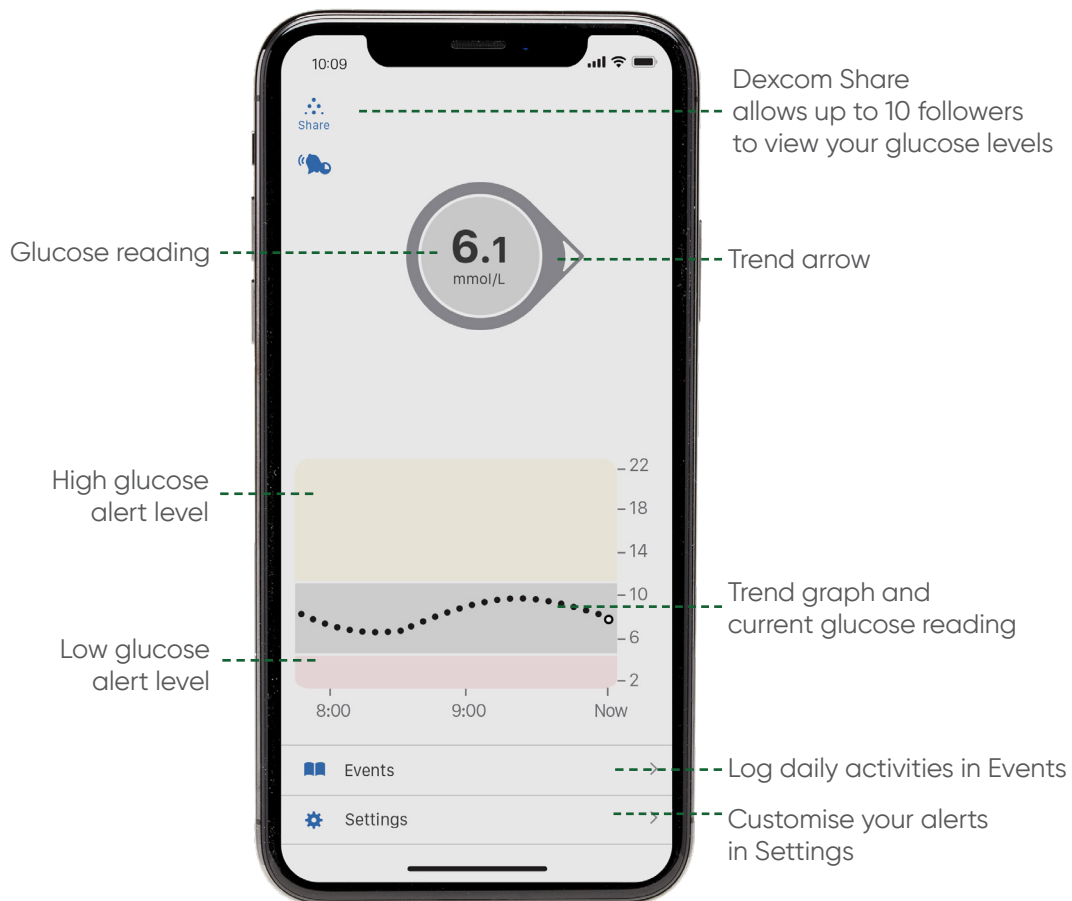
†Smart device and Receiver not included with Dexcom G6 CGM system. For a list of compatible devices, please visit dexcom.com/compatibility

A CLOSER LOOK AT THE DEXCOM G6 MOBILE APP

The Dexcom G6 app displays glucose information at a glance. Customisable alerts can notify you of impending highs and lows.



The Dexcom G6 app is compatible with both iOS and Android devices.*



Want to view what the Dexcom G6 looks like?

Download the Dexcom G6 demo app.

This app displays samples of CGM scenarios, trends and various setup features associated with the Dexcom G6 CGM App.^



*For a list of compatible devices, please visit dexcom.com/compatibility
^This app is for simulation purposes only and contains no live CGM data

POWERFULLY CONNECTED



Dexcom Clarity

Dexcom Clarity is an important part of your Dexcom CGM system. Using your CGM data, Dexcom Clarity highlights glucose patterns, trends and statistics. You can share data with your clinic and monitor improvements between visits. Get to know Clarity after you set up your Dexcom CGM.

WHEN AT HOME



Log in at clarity.dexcom.eu

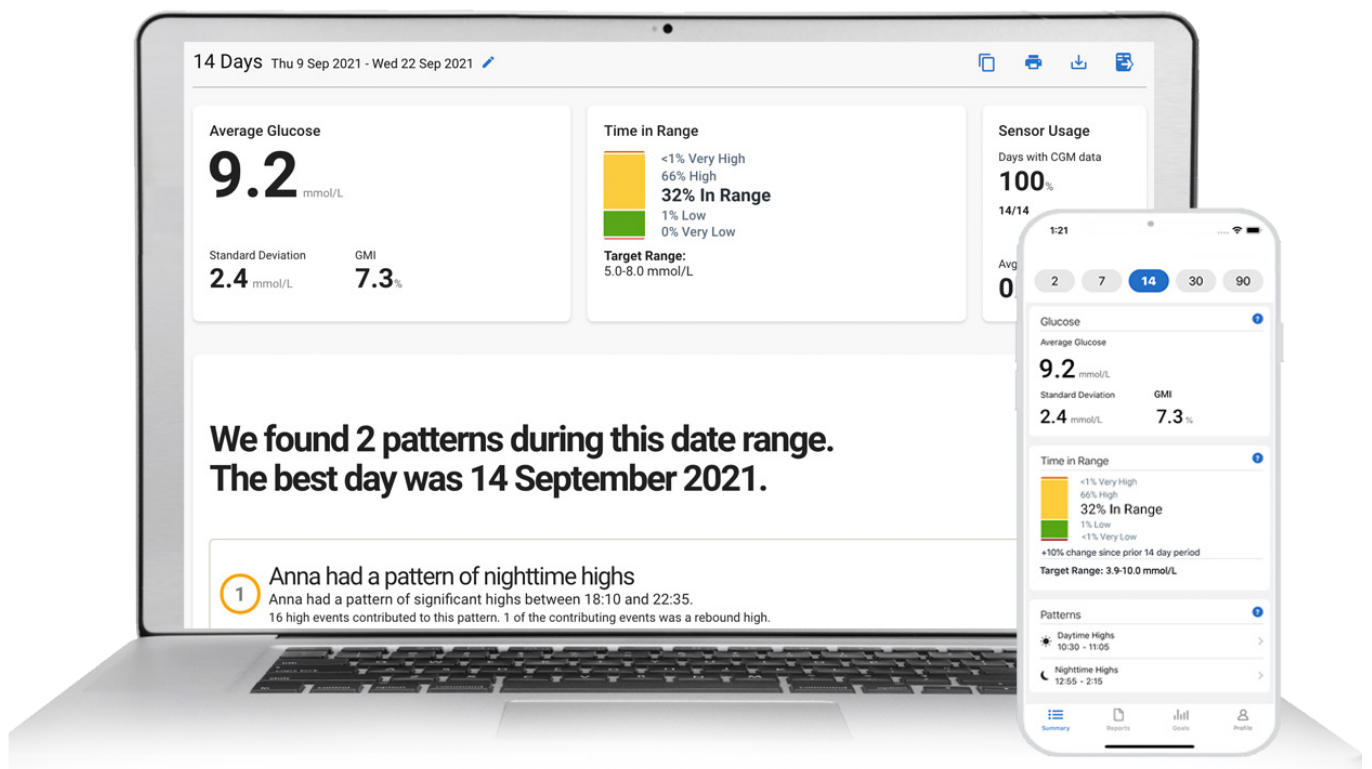
Use your existing Dexcom login (if you have one).

WHILE ON THE GO



Get weekly notifications with the Dexcom Clarity app

Notifications available to Dexcom mobile users.



EXPERIENCE THE DEXCOM DIFFERENCE

Dexcom is now subsidised!

The Australian Government offers access to subsidised Continuous Glucose Monitoring (CGM) for Australians living with type 1 diabetes through the National Diabetes Services Scheme (NDSS) Initiative.

How do I apply for Subsidised CGM?

STEP 1

Review the eligibility criteria available at ndss.com.au/CGM and speak to your healthcare professional (HCP) to see which product is right for you

[scan to review criteria](#) v



STEP 2

Complete the relevant Access Form found at ndss.com.au/about-the-ndss/ndss-forms/#cgm. This needs to be prepared and signed by your HCP

[scan to access form](#) v



STEP 3

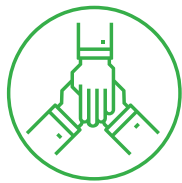
Diabetes Australia will contact you to confirm eligibility for access to subsidised CGM products

STEP 4


The initial Dexcom kit will be sent to your HCP for the Dexcom start. Following on from here, you can order and collect supplies from your local Access Point/Pharmacy

OUR SERVICE

In addition to our 24/7 expert technical support team, you get the benefit of:



Local Support



Expert Training



Online Resources



Staying Updated

Not eligible for subsidy?

[Scan here to shop](#) ✓



For any technical assistance or for information on any of our products, contact our Technical Support Team available on 1300 851 056.



1300 851 056
diabetes@amsl.com.au

dexcom.com



a Dexcom company

Dexcom

Dexcom is a registered trademark of Dexcom, Inc. in the U.S., and may be registered in other countries. © 2023 Dexcom, Inc. All rights reserved. AMSL is a Dexcom company. MAT-0115 Rev001 October 2023