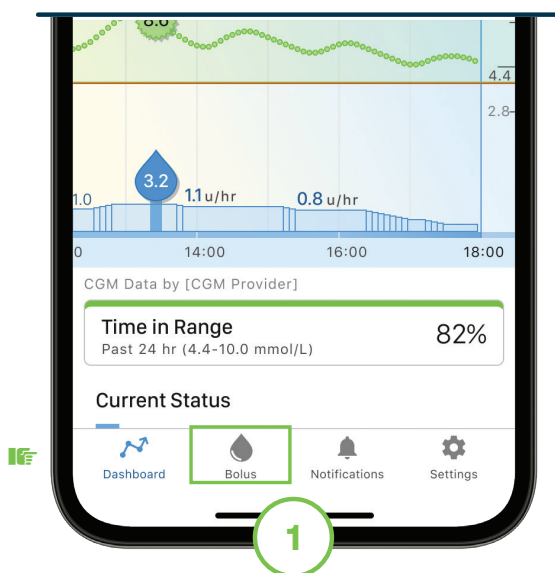


A compatible smartphone paired with the t:slim X2 insulin pump via an active Bluetooth® wireless connection is required to deliver a bolus with the Tandem t:slim mobile app.*†

Refer to the App Guide within the mobile app for information on compatible devices.

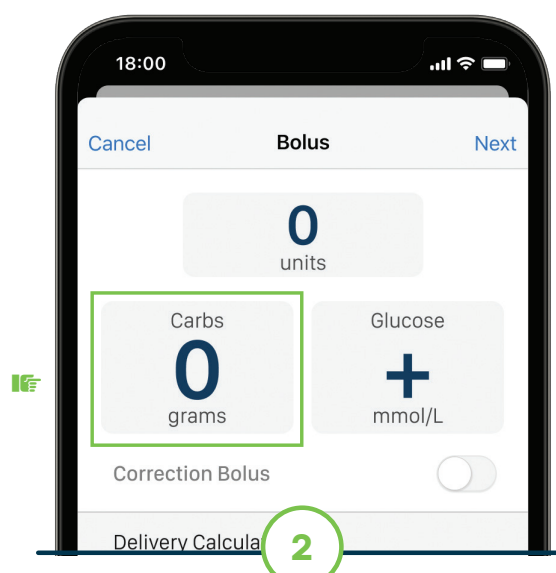


■ Note: These instructions are provided as a reference tool for pump users and caregivers who are already familiar with the use of an insulin pump and with insulin therapy in general. Not all screens are shown and some screens may vary depending on the user's smartphone model. For more detailed information on the operation of the Tandem t:slim mobile app, please refer to the appropriate section in the user guide.



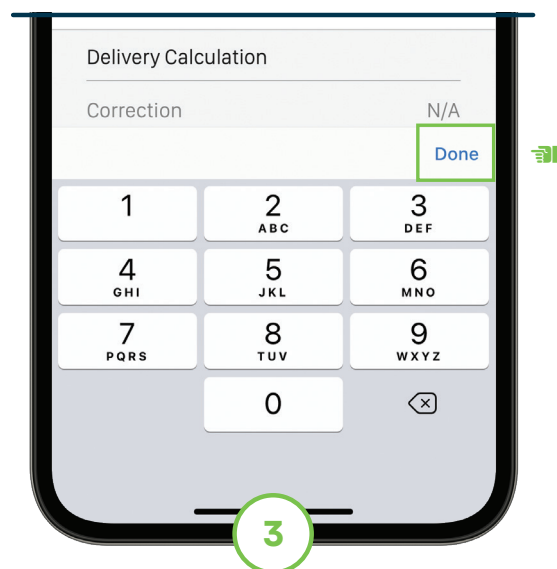
Tap **Bolus** from the Navigation bar.

■ Note: To deliver an extended bolus or quick bolus you must use the t:slim X2 insulin pump.

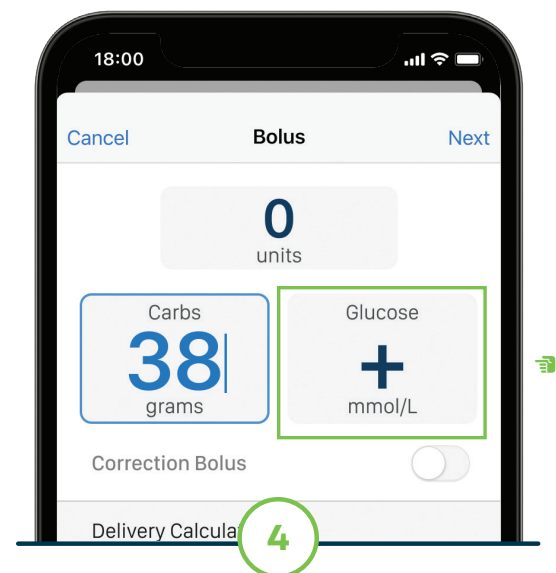


Tap **0 grams** to enter the carbs for the user's bolus.

■ Note: If this area reads "units," the carb feature is turned off in the active Personal Profile.

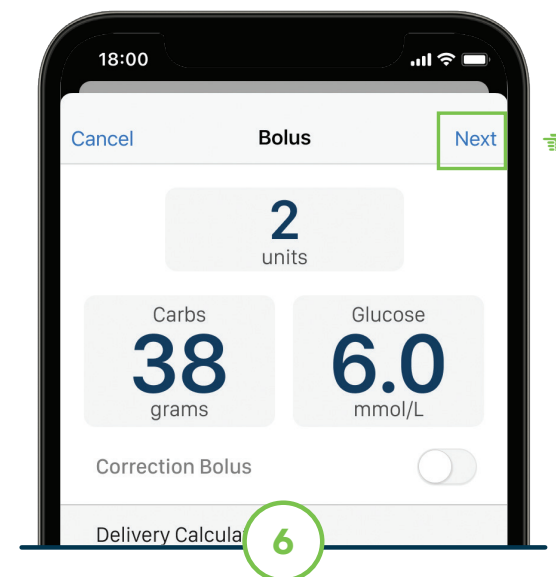


Enter desired value. Tap **Done** to continue.



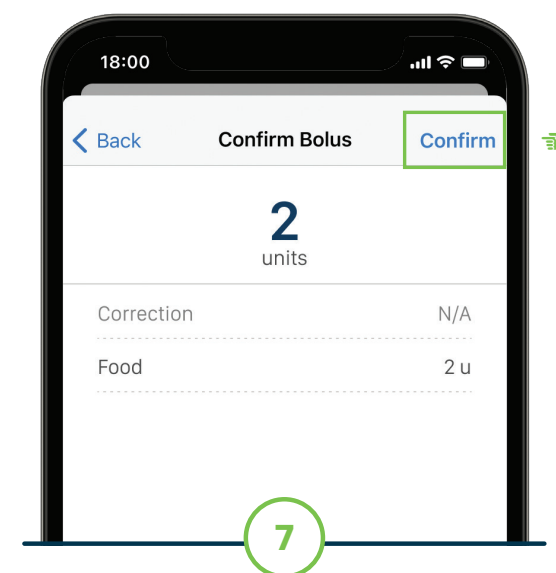
Tap **+** **mmol/L** to enter the user's glucose and then tap **Done**.

■ Note: With certain advanced features the current continuous glucose monitoring (CGM) reading may auto-populate.



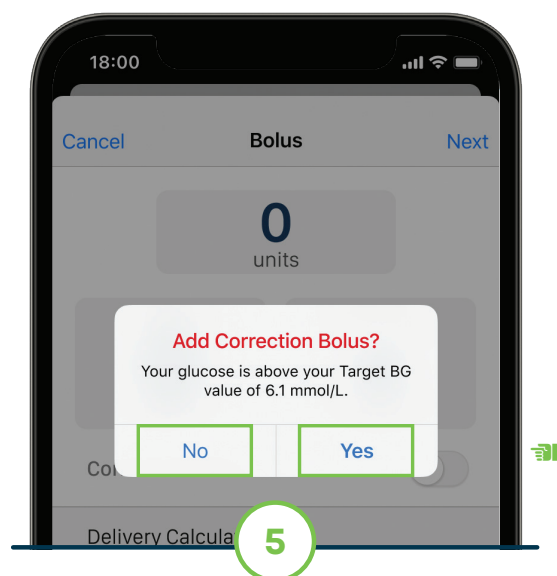
Tap **Next** (iOS) or the **Right Arrow** (Android) to continue.

■ Note: If a calculated bolus is larger than the Max Bolus setting, the bolus will be reduced. You can also override the bolus amount by tapping on the calculated units at the top of the screen.

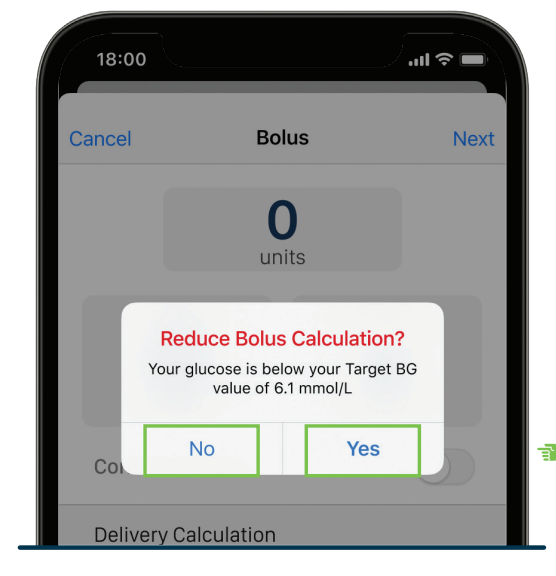


Tap **Confirm** (iOS) or **Checkmark** (Android) to verify.

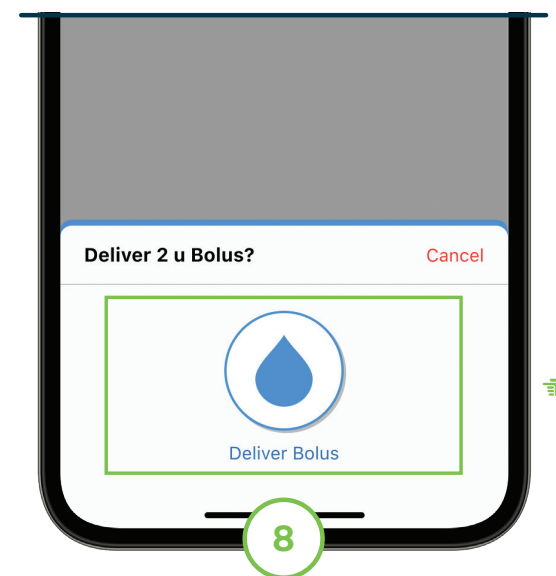
■ Note: Calculations are based on insulin-to-carb ratios and correction factors within Personal Profiles.



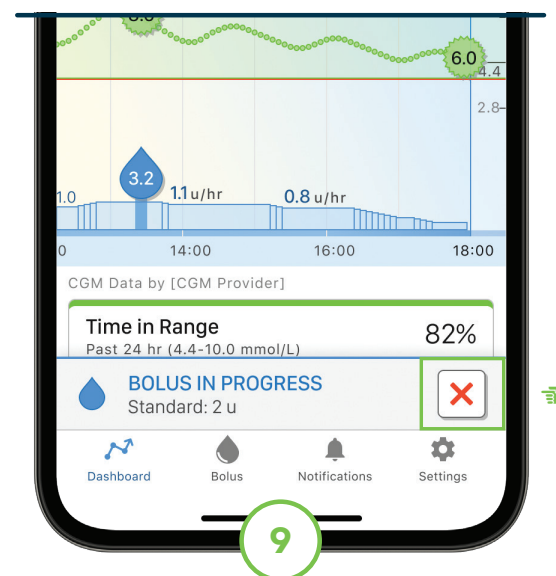
If a BG is entered that is greater than the target, the option to add a correction bolus will appear. Tap **Yes** or **No**.



If a BG is entered that is less than the target, but greater than 3.9 mmol/L, the option to reduce the bolus amount will appear. Tap **Yes** or **No**.



Tap **Deliver Bolus**. Use the smartphone's security feature to confirm. A Bolus Confirmed screen will appear on both the pump and the app.



To cancel a bolus, tap **X** on the app dashboard or tap **X** on the pump's Home screen. Confirm the cancellation.

Important Safety Information: The t:slim X2 insulin pump is intended for the subcutaneous delivery of insulin, at set and variable rates, for the management of diabetes mellitus in persons requiring insulin. The pump is able to reliably and securely communicate with compatible, digitally connected devices.

Control-IQ technology is intended for use with a compatible continuous glucose monitor (CGM) and the t:slim X2 insulin pump to automatically increase, decrease, and suspend delivery of basal insulin based on CGM readings and predicted glucose values. It can also deliver correction boluses when the glucose value is predicted to exceed a predefined threshold. The pump is indicated for use in persons six years of age and greater who require a total daily insulin dose of at least 10 units and who weigh at least 25 kilograms. The pump is intended for single patient use. Refer to the User Guide for a list of compatible insulins.

WARNING: Control-IQ technology should not be used by anyone under the age of 6 years old. It should also not be used in users who require less than 10 units of insulin per day or who weigh less than 25 kilograms.

The System is not indicated for use in pregnant women, people on dialysis, or critically ill users. Do not use the System if using hydroxyurea. Users of the pump and the System must: be willing and able to use the insulin pump, CGM, and all other system components in accordance with their respective instructions for use; test blood glucose levels as recommended by their healthcare provider; demonstrate adequate carb-counting skills; maintain sufficient diabetes self-care skills; see healthcare provider(s) regularly; and have adequate vision and/or hearing to recognize all functions of the pump, including alerts, alarms, and reminders. The t:slim X2 pump must be removed before MRI, CT, or diathermy treatment. Visit tandemdiabetes.com/safetyinfo for additional important safety information.

The information on the Tandem t:slim mobile app display may not be identical to the current status of your pump. Wireless uploads from the Tandem t:slim mobile app to the cloud-based Tandem Source platform require a compatible phone and an internet or wireless data connection. Uploads to the Tandem Source platform do not take place in real time and should not be relied upon by healthcare providers or caregivers for remote patient monitoring. Standard carrier data rates may apply.

Tandem t:slim mobile app: The Tandem t:slim mobile app is intended to be a secondary display for compatible Tandem Diabetes Care insulin pumps and is capable of wirelessly uploading pump data it receives into the Tandem Source platform. The Tandem t:slim mobile app is not intended to control an insulin pump and is not intended to be a replacement for the information displayed on your insulin pump. Dosing decisions should not be made based on the secondary display device. The user should follow instructions on the continuous glucose monitoring system and insulin pump. This secondary display device is not intended to replace self-monitoring practices as advised by a physician.

1300 851 056
au.enquiries@dexcom.com

amsldiabetes.com.au



TANDEM
Diabetes Care



a Dexcom company

ALWAYS READ THE LABEL AND FOLLOW THE DIRECTIONS FOR USE. Read the warnings available on amsldiabetes.com.au/resources before purchasing. Consult your healthcare professional to see which product is right for you.

The t:slim X2 insulin pump is portable insulin infusion pump, including sterile cartridge, that delivers insulin subcutaneously through a disposable infusion set. The Tandem t:slim Mobile App is an accessory intended for use as a connected software device that is able to reliably and securely communicate with compatible insulin pumps. * Bolus delivery from the Tandem t:slim mobile app requires a compatible smartphone model and operating system, an app update, a remote software update on the t:slim X2 insulin pump and additional training. †Smart device sold separately. To view a list of compatible devices, visit amsldiabetes.com.au/mobile-compatibility. © 2025 Tandem Diabetes Care, Inc. All rights reserved. Tandem Diabetes Care, Control-IQ, and t:slim X2 are registered trademarks or trademarks of Tandem Diabetes Care, Inc. Australasian Medical & Scientific is a Dexcom company. ARTG-304681 ARTG-116234 ML-1014660_A PR-100-840 March 2025